

From Eye to Insight

*Leica*  
MICROSYSTEMS



## ERGONOPTIC SYSTEM

Customise your optics to support  
comfort and concentration

# FOR IDEAL VIEWING CONDITIONS

Comfort leads to better concentration, and concentration is a key element that leads to the success of every microsurgical procedure. Leica Microsystems knows that every surgeon's needs are different. By offering a wide range of binoculars and adapters Leica Microsystems provides custom solutions to meet the physical requirements of surgeons and assistants. Enhanced concentration is the result of an ergonomic surgical microscope design that provides ideal, comfortable viewing conditions.

**Flexibility supports comfort: Leica binoculars are interchangeable with all Leica surgical microscopes.**

It's your choice. Select a standard binocular with a particular microscope, or choose from a wide variety of binoculars to create a microscope system that provides the best viewing for you.

You tell us what makes you comfortable, and Leica can configure the perfect system.



# THE ERGONOPTIC SYSTEM



## 5°–25° binocular

The eyepiece tubes of the Leica 5°–25° binocular create a medium distance between the surgeon and the optical head of the microscope. Enabling the surgeon to hold his or her head and back in a more comfortable, erect position – ideal for a microscope setup without many accessories stacking up.

## Fixed binoculars and accessories



### Straight binocular

Most often used when the optical head is steeply tilted, the Leica straight binocular provides a straight viewing trajectory.



### ErgoWedge® 5°–25°

Varying the viewing angle of any binocular from 5°–25°, the Leica ErgoWedge® accessory gives the user several different viewing angles for comfortable viewing.



### High inclined binocular

An economical binocular with eyepiece tubes permanently fixed at 45°, the Leica high inclined binocular is mostly commonly used with the Leica stereo observer for assistant viewing. It provides a higher working position.



### Inclined binocular

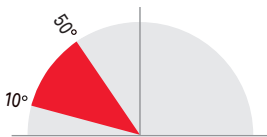

An economical binocular with eyepiece tubes permanently fixed at 45°, the Leica inclined binocular is commonly used with the Leica stereo observer for assistant viewing.



### ErgoWedge® ±15°

Depending on how it is placed on the optics, the Leica ±15° fixed Wedge accessory increases or decreases the viewing angle of any binocular for additional flexibility and comfort at an affordable price.

## Variable binoculars



### **10°–50° UltraLow™ II binocular**

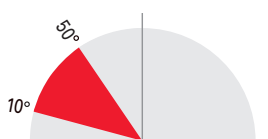

The viewing height of the Leica 10°–50° UltraLow™ II binocular is displaced downward, which lowers the overall height of the optics to provide more comfortable viewing. Ideal for microscope configurations that include a long objective lens or stacking accessories, such as ophthalmic laser shutters or stereo inverters, the UltraLow™ II positions the surgeon much closer to the operative site.



### **30°–150° binocular**


Compact, but still variable, the Leica 30°–150° binocular offers flexibility and comfort, and places the surgeon closer to the optical head than any other binocular. This compact binocular can also be used with Leica's stereo observation tube to offer the assistant an even wider variety of positions for increased comfort.





### **10°–50° binocular**

The long eyepiece tubes of the Leica 10°–50° binocular increase the distance between the surgeon and the optical head of the microscope. This extra length enables the surgeon to hold his or her head and back in a more comfortable, erect position.



### **0°–180° binocular**

Capable of varying the viewing angle 180° from one straight plane to another, the Leica 0°–180° binocular is ideal for all microsurgery specialties. For neurosurgery or otology, when the optical head is tilted 45°, the 0°–180° binocular provides a straight trajectory to the surgical site. In other specialties, when the optical head is parallel to the floor, the binocular provides a wide range of viewing heights for surgeon comfort.



Leica Microsystems (Schweiz) AG  
Max Schmidheiny-Strasse 201  
9435 Heerbrugg, Switzerland



Leica ErgonOptic System

Not all products or services are approved or offered in every market. Approved labeling and instructions may vary between countries.  
Please contact your local Leica representative for details.



Leica Microsystems (Schweiz) AG · Max Schmidheiny Strasse 201 · CH-9435 Heerbrugg  
T +41 71 726 3333 · F +41 71 726 3399

[www.leica-microsystems.com](http://www.leica-microsystems.com)

CONNECT  
WITH US!

